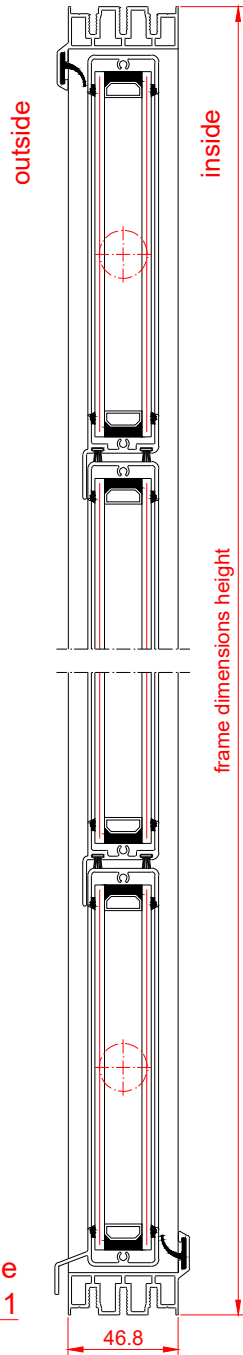
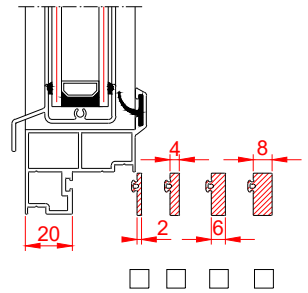


status:		<input type="checkbox"/> enquiry	<input type="checkbox"/> order	
project number:		purchase order:		
project manager:		phone number:		
desired delivery date:		date:		
project:				
delivery address:				
contact person on site:				
Pos.:	01	02	03	
no.:				
frame dimensions	width: (mm)			
	height: (mm)			
	type of frame:	<input type="checkbox"/> type 1 <input type="checkbox"/> type 2 <input type="checkbox"/> type 3 thickness: _____ mm (see detail glazingprofile)	<input type="checkbox"/> type 1 <input type="checkbox"/> type 2 <input type="checkbox"/> type 3 thickness: _____ mm (see detail glazingprofile)	
no. of blades:				
blade panel type	thickness: (mm)	24mm	24mm	24mm
	type of filling:	<input type="checkbox"/> double glazed <input type="checkbox"/> insulated blades	<input type="checkbox"/> double glazed <input type="checkbox"/> insulated blades	<input type="checkbox"/> double glazed <input type="checkbox"/> insulated blades
	glass design: standard: outer side: 4mm air space: 16mm inner side: 4mm	outer side: _____ mm air space: _____ mm inner side: _____ mm	outer side: _____ mm air space: _____ mm inner side: _____ mm	outer side: _____ mm air space: _____ mm inner side: _____ mm
	type of glass:			
finish	finish:	<input type="checkbox"/> powder coated <input type="checkbox"/> natural anodised	<input type="checkbox"/> powder coated <input type="checkbox"/> natural anodised	<input type="checkbox"/> powder coated <input type="checkbox"/> natural anodised
	colour supplier & colourcode:			
controls	type of control:	<input type="checkbox"/> manual <input type="checkbox"/> electric _____ V <input type="checkbox"/> pneumatic	<input type="checkbox"/> manual <input type="checkbox"/> electric _____ V <input type="checkbox"/> pneumatic	<input type="checkbox"/> manual <input type="checkbox"/> electric _____ V <input type="checkbox"/> pneumatic
	description:			
	cable length: (standard = 2,5m)	_____ m	_____ m	_____ m
	cable exit: (LAH65 only)	<input type="checkbox"/> top <input type="checkbox"/> bottom <input type="checkbox"/> side through frame	<input type="checkbox"/> top <input type="checkbox"/> bottom <input type="checkbox"/> side through frame	<input type="checkbox"/> top <input type="checkbox"/> bottom <input type="checkbox"/> side through frame
	control position:	<input type="checkbox"/> position A (right side) <input type="checkbox"/> position B (left side) height _____ mm	<input type="checkbox"/> position A (right side) <input type="checkbox"/> position B (left side) height _____ mm	<input type="checkbox"/> position A (right side) <input type="checkbox"/> position B (left side) height _____ mm
fixing brackets / special adaptor:				
smoke vents		<input type="checkbox"/> yes	<input type="checkbox"/> yes	<input type="checkbox"/> yes
CE- certified:		<input type="checkbox"/> no	<input type="checkbox"/> no	<input type="checkbox"/> no

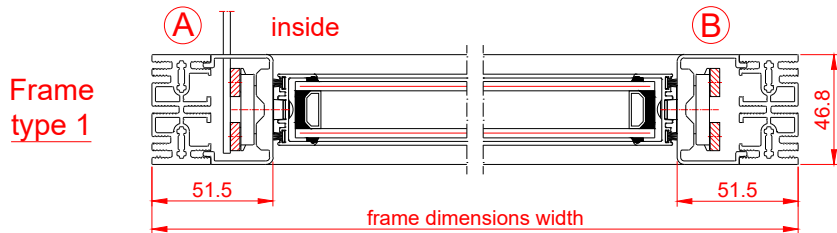
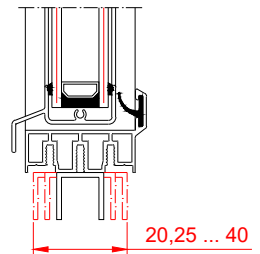


Frame type 1

Frame type 2

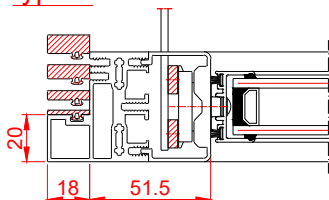


Frame type 3



Frame type 1

Frame type 2



Frame type 3

