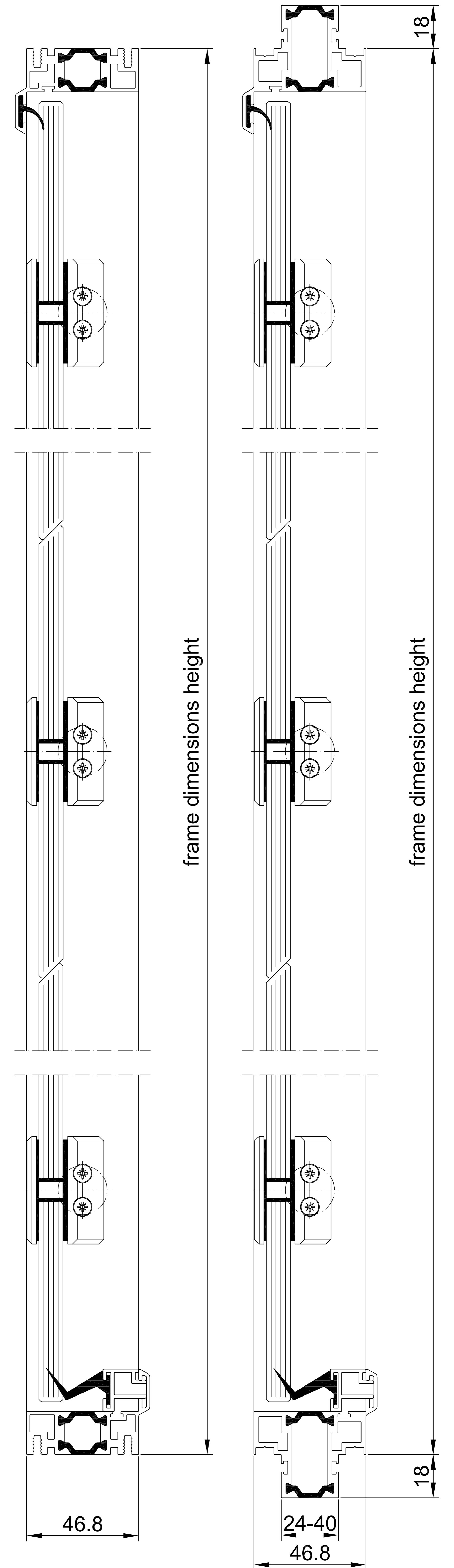


Louvre window S9-45°

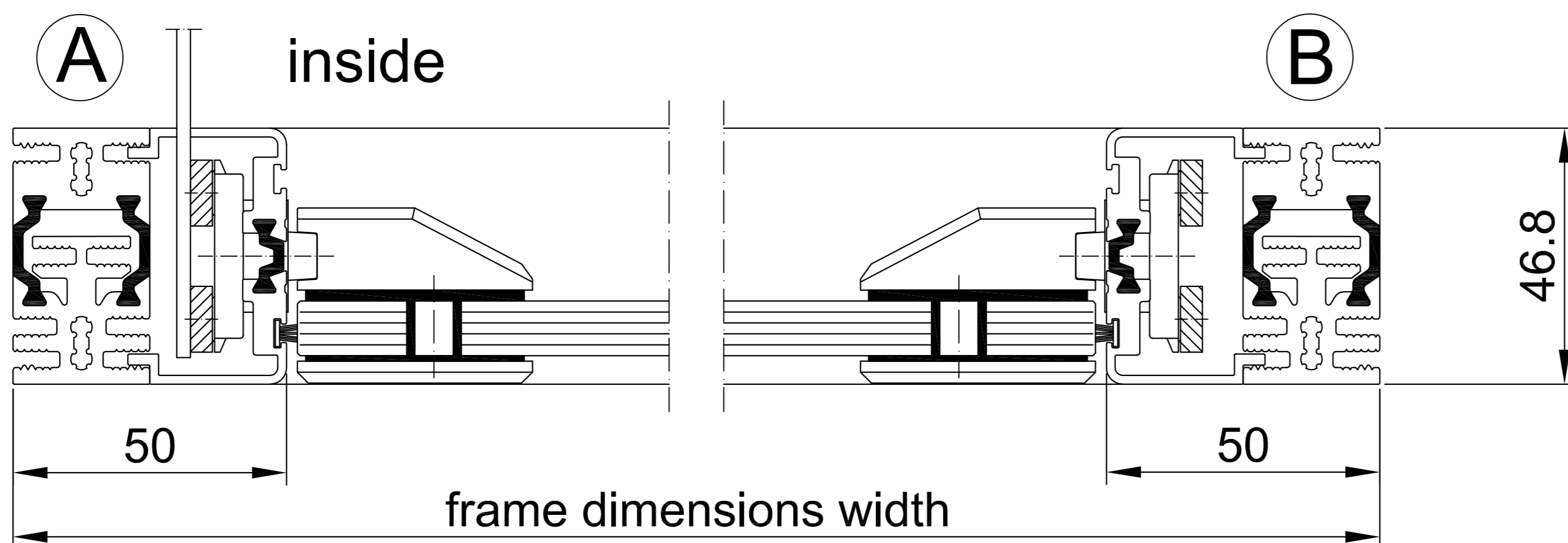
status:		<input type="checkbox"/> enquiry	<input type="checkbox"/> order
project number:		purchase order:	
project manager:		phone number:	
desired delivery date:		date:	
project:			
delivery address:			
contact person on site:			
Pos.:	01	02	03
no.:			
frame dimensions	width: (mm)		
	height: (mm)		
	type of frame:	<input type="checkbox"/> type 1 <input type="checkbox"/> type 2 thickness: _____ mm (see detail frame type 2)	<input type="checkbox"/> type 1 <input type="checkbox"/> type 2 thickness: _____ mm (see detail frame type 2)
no. of blades:			
blade panel type	glass thickness:	<input type="checkbox"/> 8mm <input type="checkbox"/> 10mm <input type="checkbox"/> 12mm	<input type="checkbox"/> 8mm <input type="checkbox"/> 10mm <input type="checkbox"/> 12mm
	type of glass:	toughened glass	toughened glass
finish	finish:	<input type="checkbox"/> powder coated <input type="checkbox"/> natural anodised	<input type="checkbox"/> powder coated <input type="checkbox"/> natural anodised
	colour supplier & colourcode:		
controls	type of control:	<input type="checkbox"/> manual <input type="checkbox"/> electric _____ V <input type="checkbox"/> pneumatic	<input type="checkbox"/> manual <input type="checkbox"/> electric _____ V <input type="checkbox"/> pneumatic
	description:		
	cable length: (standard = 2,5m)	_____ m	_____ m
	cable exit: (LAH61 only)	<input type="checkbox"/> top <input type="checkbox"/> bottom <input type="checkbox"/> side through frame	<input type="checkbox"/> top <input type="checkbox"/> bottom <input type="checkbox"/> side through frame
	control position:	<input type="checkbox"/> position A (right side) <input type="checkbox"/> position B (left side) height _____ mm	<input type="checkbox"/> position A (right side) <input type="checkbox"/> position B (left side) height _____ mm
fixing brackets / special adaptor:			

Frame type 1

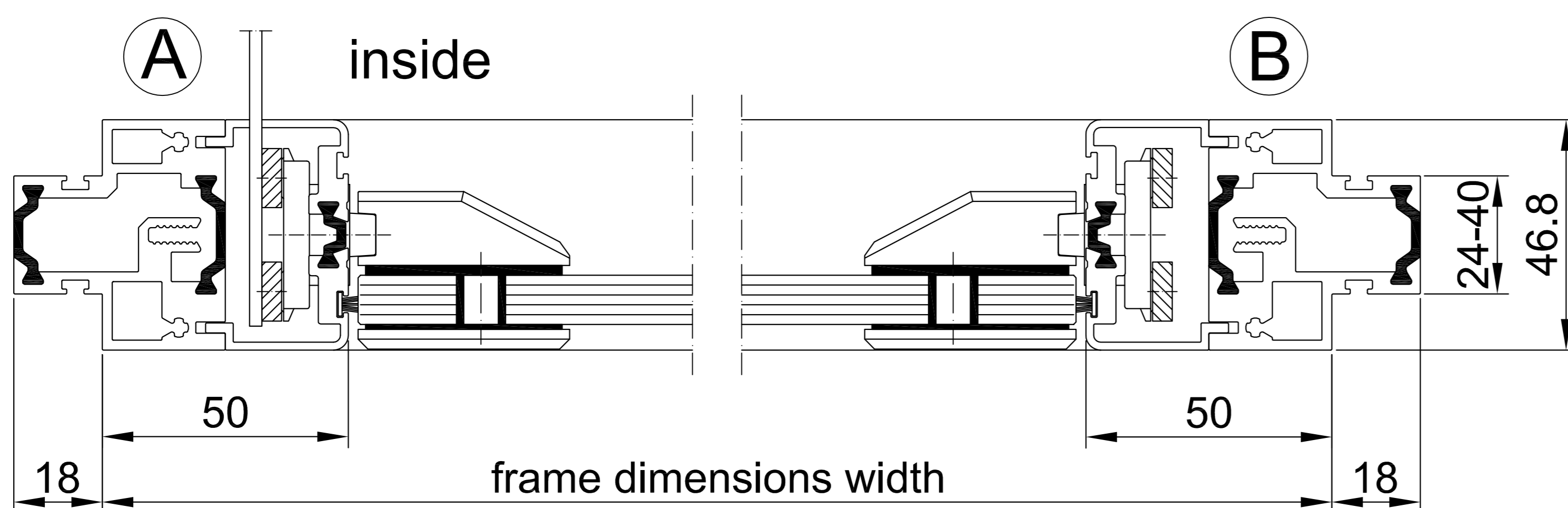
Frame type 2



Frame type 1



Frame type 2



Detail frame type 2

